

## Mathématiques CM2

Il faut relire la leçon dans le petit cahier bleu.

### Connaissances de nombres :

#### 1. Complète :



$$\frac{1}{4}$$



$$\frac{1}{2}$$



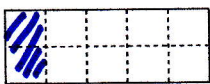
$$\frac{4}{6}$$




$$\frac{3}{10}$$



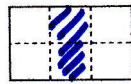
$$\frac{2}{6}$$




$$\frac{1}{5}$$




$$\frac{2}{4}$$



$$\frac{1}{3}$$



$$\frac{7}{10}$$



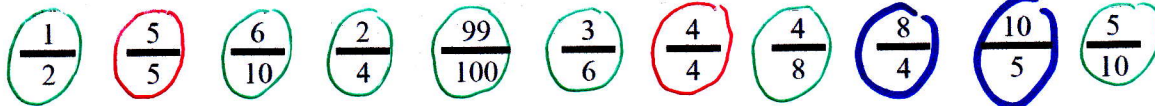
$$\frac{3}{5}$$

#### 2. Indique si les fractions sont $<$ , $>$ , $=$ à 1 :

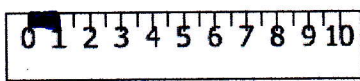
Entoure *en rouge* les fractions égales à 1

Entoure *en vert* les fractions plus petites que 1


Entoure *en bleu* les fractions plus grandes que 1




#### 3- Colorie la longueur correspondant à la fraction donnée. Attention de bien commencer au zéro.




$$\frac{1}{10}$$



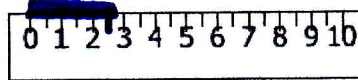
$$\frac{1}{2}$$




$$\frac{1}{5}$$



$$\frac{3}{5}$$



$$\frac{1}{4}$$



$$\frac{3}{4}$$